

VERS




VERS

VERSATILE LINEAR FIXTURES



Optical lens and louver options provide VERSatility



Heavy gauge and high quality anodized aluminum housing available in satin, black, bronze, and white



Features integrated metal end caps



Offered in static white, high efficacy, dynamic white, static color, RGB, and RGBW

Declare.



All VERS products have Declare labels

MAGNET MOUNT

- Options for magnet or concealed mounting clip simplify installation and repositioning

SUSPENDED

- Create long, continuous lines of suspended light with easy-to-use inline bracket and double feed joiner connectors
- 80 Suspension Kit configurations allow fixture to be seamlessly incorporated into any interior
- Field-cutable aircraft cables ensure installers can find the perfect height for optimal illumination.



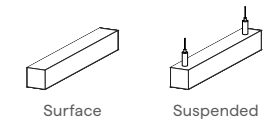


Product shown: VERS-PROUD

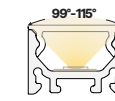
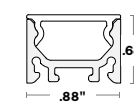
VERS PROUD VERS-01

The lens sits proud of the fixture, allowing the most LED light engine options of any VERSatile fixture.

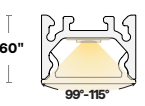
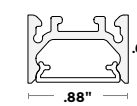
Applications



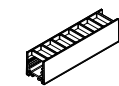
Surface



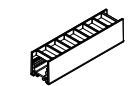
Suspended



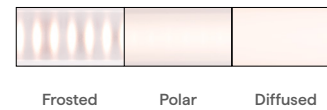
Plastic Louver



Metal Louver



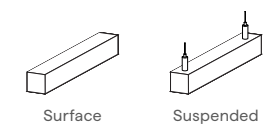
Diode Visibility



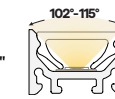
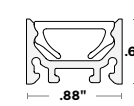
VERS FLUSH VERS-02

This VERSatile fixture features a co-extruded lens with an internal reflector, maximizing efficiency for improved lumen output.

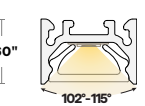
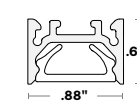
Applications



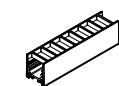
Surface



Suspended



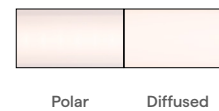
Plastic Louver



Metal Louver




Diode Visibility

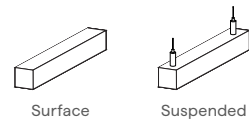


VERS CLEAR
VERS-03

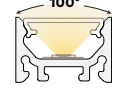
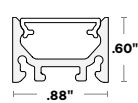
The high quality clear lens allows for maximum variations of LED sources and the most delivered lumens of the VERS Family.



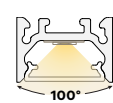
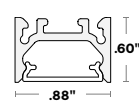
Applications



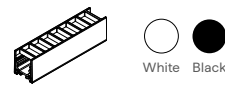
Surface



Suspended



Plastic Louver



Metal Louver

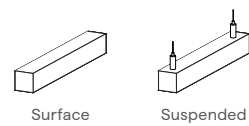


Diode Visibility

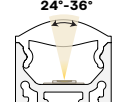
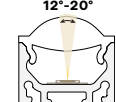
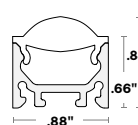


Clear

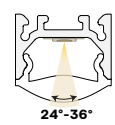
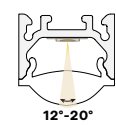
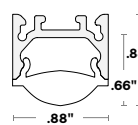
Applications



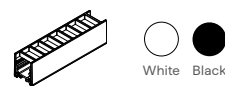
Surface



Suspended



Plastic Louver



Metal Louver




Diode Visibility



Grazer Optical 25°

VERS GRAZER
VERS-04

Optically enhanced VERSatile fixture with grazing properties ranging from 12° to 36°.



Product shown: VERS-SUSPENDED



Product shown: VERS-05, 40 degrees

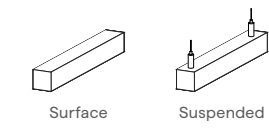


Product shown: VERS-OPTICS

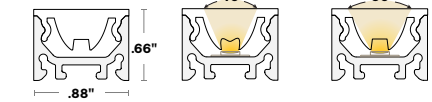
VERS OPTICS VERS-05

Optically enhanced VERSatile beam control options for situations where precision linear lighting is required.

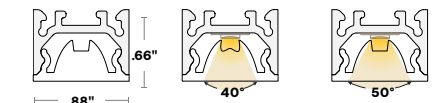
Applications



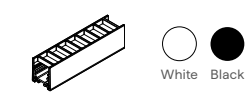
Surface



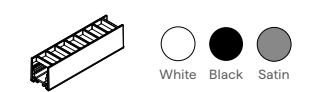
Suspended



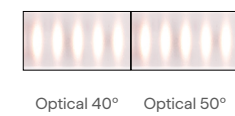
Plastic Louver



Metal Louver



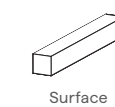
Diode Visibility



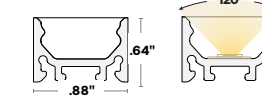
VERS ENCAPSULATED VERS-06

Wet-rated VERSatile fixture encapsulated in polyurethane, providing protection from moisture, dust and dirt.

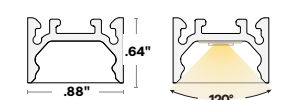
Applications



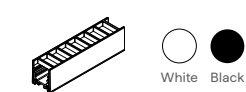
Surface



Suspended



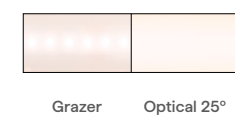
Plastic Louver



Metal Louver




Diode Visibility



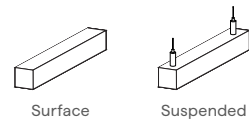
VERS LOUVER

VERS-07

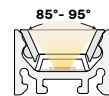
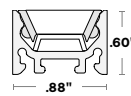
A VERSatile fixture with a louver that is designed to eliminate glare.



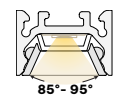
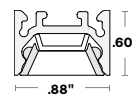
Applications



Surface



Suspended



Diode Visibility



Clear

Diffused

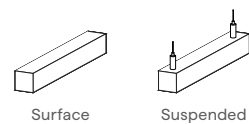
VERS INSERT

VERS-08

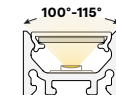
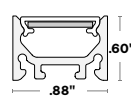
A VERSatile fixture that offers prismatic or batwing insert options.



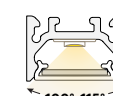
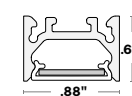
Applications



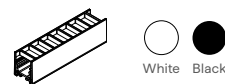
Surface



Suspended



Plastic Louver



White Black

Metal Louver



White Black Satin

Diode Visibility



Bat Wing

Glare Control



Product shown: VERS-INSERT

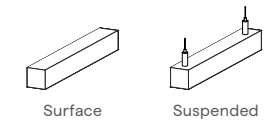


Product shown: VERS-DROP

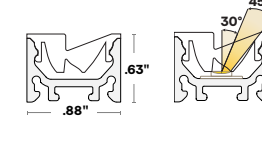
VERS ASYMMETRIC VERS-09

When surface mounted, this VERSatile fixture directs the light in an asymmetrical direction without having to angle the fixture, making it an excellent solution for illuminating artwork, signage, or providing illumination on a ceiling.

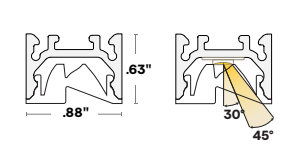
Applications



Surface



Suspended



NOTE: Nominal beam spread shown, beam spread varies based on light engine. For more detailed information, see IES PDF file.

Diode Visibility

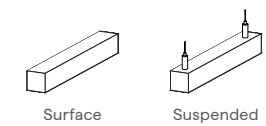


Asymmetric

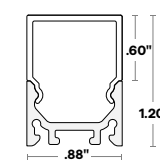
VERS DROP VERS-10

Utilizes an extruded drop lens that sits proud of the fixture for maximum variations of LED sources.

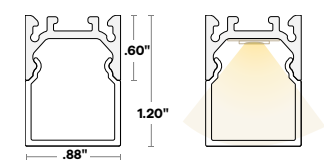
Applications



Surface



Suspended



Diode Visibility



Polar Diffused

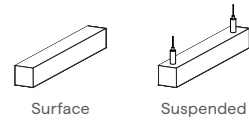
VERS MICRO LOUVER

VERS-11

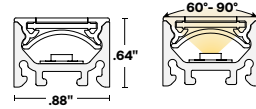
When surface mounted, this VERSatile fixture directs the light in an asymmetrical direction without having to angle the fixture, making it an excellent solution for illuminating artwork, signage, or providing illumination on a ceiling.



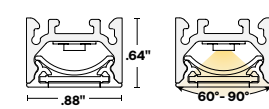
Applications



Surface

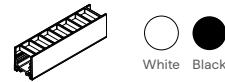


Suspended



NOTE: Nominal beam spread shown, beam spread varies based on light engine. For more detailed information, see IES PDF file.


Plastic Louver



Metal Louver



Diode Visibility



Product shown: VERS-MICRO LOUVER

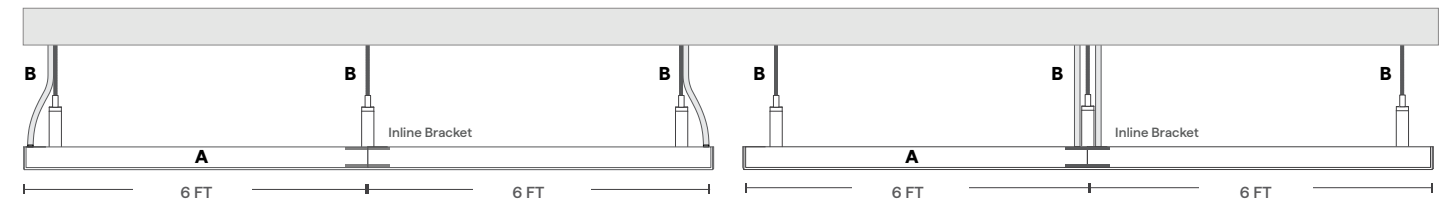


Product shown: VERS

SAMPLE ORDER

Part number examples

12FT



Single cable feed

A VERS-01-SK-SW-1.5-30-DRY-DF-NA-S2-BW-CLS-SV-AWM-SK-ST-144" (1X)

B SK-SF-RD-5"-WH-JB-36" (2X), SK-NF-RD-5"-WH-JB-36" (1X)

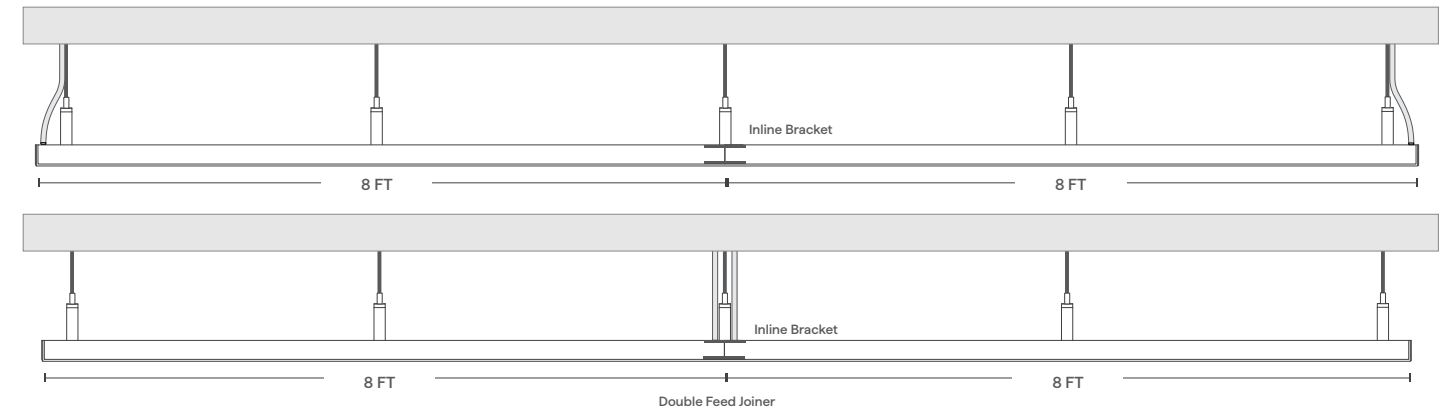
Double cable feed

A VERS-01-SK-SW-1.5-30-DRY-DF-NA-S2-BW-CLS-SV-AWM-SK-ST-144" (1X)

B SK-DF-RD-5"-WH-JB-36" (1X), SK-NF-RD-5"-WH-JB-36" (2X)

CONFIGURATION OPTIONS

BETWEEN 8FT and 16FT



32FT

